Olde English

Geometric Floor Tiles

Created with versatility in mind

www.oldeenglishtiles.co.uk

Our Tiles

The Olde English geometric tile collection has been created with versatility in mind. Recreate a period look, modernise an old design, or develop a pattern of your own. Olde English tiles come in a variety of shapes and sizes and an amazing 25 colours in most of the shapes. The tiles are frost resistant and suitable for both interior and exterior use.
The brochure shows a range of colour combinations in each of the designs, remember though they are just suggestions, feel free to change colours, Olde English tiles give you the freedom to create a new floor which is totally in tune with your home environment.

Fixing Tiles

We recommend that you have your tiles laid by a professional tiler. Tiles should be laid to a sound, flat base, using a cementitious floor tile adhesive and grouted with a fine, cement based, grey floor tile grout. Ask your retailer for advice. For the more intricate designs, aim for grout lines of 1mm or less, adjusting as required to cater for any size differences and for best appearance. Designs with larger tiles (e.g. 100mm and 150mm squares) can use wider grout lines.

Sealing

We recommend sealing these tiles when laid indoors with HG Golvpolish or equivalent, non-permanent sealer. Be sure that the tiling has dried out completely before sealing and that no moisture is trapped under the seal. If moisture is trapped, it will produce a cloudy finish beneath the seal coat – this can only be rectified by stripping the sealer (with HG Remover) and re-sealing. Cleaning should be carried out using HG Superfloor. If a sealer of a different make is used, follow the manufacturer's guidance for cleaning and stripping products. Manufacturers instructions should always be followed, with special attention paid to Health and Safety issues.

Exterior tiling should not be sealed, as this can compromise the frost resistance.

Sizes and Colours

Olde English tiles are natural clay products and there may be small variations in both size and shading. Adjust grout lines to allow for dimensional differences. Take the usual precaution of mixing tiles of the same colour from different boxes, to ensure that any colour variations are evenly distributed.

Exterior use

Being fully vitrified, Olde English Tiles are frost resistant. Ensure that exterior tiling is laid so that water cannot pool on it and maintain grouting correctly.

Technical Data:

Thickness	Max 10mm (except Steptreads)
Water absorption	0.1 to 0.5%
Surface resistance	7 - mohs scale
Crush resistance	Min 3200 kgf/cm2
Flexural strength	Able to withstand min 380 kgf/cm2
Frost resistance	No damage after 50 tests +200C to -150C
Heat resistance	No change
Slip resistance	European Standard R10

OLDE ENGLISH
GEOMETRIC FLOOR TILES

Tiles should be carefully examined before fixing. Fixing of the tiles constitutes acceptance of their quality. Olde English Tiles accepts no liability for faulty installation work, or the quality or correctness of the tiles once fixed. As far as the law permits, liability is limited to replacement of faulty items or a refund of their cost and excludes any consequential loss, including the cost of removal and refixing.

Colliford

The shapes in this design are available in all 25 colours, below are just a few examples of the colour combinations you can choose from.

Colliford (A) with a Twist border.

Tiles required per square metre

Colliford (A)

50mm squares black = 175

50mm squares white = 225



Colliford (B)

50mm squares coffee = 175

50mm squares white = 225



Colliford (C)

50mm squares anthracite = 175

50mm squares pale grey = 225



Colliford (D)

50mm squares red = 175

50mm squares cognac = 225



Colliford (E)

50mm squares red = 175

50mm squares pale grey = 225



Colliford (F)

50mm squares dark blue = 175

50mm squares pearl grey = 225



Colliford (G)

50mm squares dark green = 175

50mm squares pearl grey = 225



Colliford (H)

50mm squares coffee = 175

50mm squares linen = 225



Grasmere



The shapes in this design are available in all 25 colours, below are just a few examples of the colour combinations you can choose from.

Grasmere (C) with a Paladin border.

Tiles required per square metre

Grasmere (A)

70mm squares red	= 33
70mm squares black	= 33
50mm squares red	= 18
50mm squares black	= 72
70/70/100mm triangles cognac	= 60
50/50/70mm triangles red	= 61
50/50/70mm triangles blue	= 36
50/50/70mm triangles white	= 72
35/35/50mm triangles black	= 30
35/35/50mm triangles blue	= 60
35/35/50mm triangles white	= 66

Grasmere (B)

70mm squares red	= 66
50mm squares red	= 90
70/70/100mm triangles cognac	= 60
50/50/70mm triangles red	= 61
50/50/70mm triangles blue	= 36
50/50/70mm triangles white	= 72
35/35/50mm triangles blue	= 60
35/35/50mm triangles red	= 30
35/35/50mm triangles white	= 66



Grasmere (C)

70mm squares red	= 33
70mm squares brown	= 33
50mm squares red	= 18
50mm squares brown	= 72
70/70/100mm triangles cognac	= 60
50/50/70mm triangles red	= 61
50/50/70mm triangles blue	= 36
50/50/70mm triangles white	= 72
35/35/50mm triangles brown	= 30
35/35/50mm triangles blue	= 60
35/35/50mm triangles white	= 66



Grasmere (D)

70mm squares cognac	= 33
70mm squares red	= 33
50mm squares red	= 90
70/70/100mm triangles ivory	= 60
50/50/70mm triangles white	= 72
50/50/70mm triangles cognac	= 97
35/35/50mm triangles cognac	= 60
35/35/50mm triangles white	= 66
35/35/50mm triangles red	= 30



Grasmere (E)

70mm squares grey	= 66
50mm squares grey	= 72
50mm squares pearl grey	= 18
70/70/100mm triangles pearl grey	= 60
50/50/70mm triangles red	= 36
50/50/70mm triangles pearl grey	= 72
50/50/70mm triangles grey	= 61
35/35/50mm triangles grey	= 30
35/35/50mm triangles white	= 66
35/35/50mm triangles red	= 60



Grasmere (F)

70mm squares dark green	= 33
70mm squares green	= 33
50mm squares dark green	= 18
50mm squares green	= 72
70/70/100mm triangles pale green	= 60
50/50/70mm triangles white	= 72
50/50/70mm triangles dark green	= 97
35/35/50mm triangles dark green	= 60
35/35/50mm triangles green	= 30
35/35/50mm triangles white	= 66



Torridon



Hexagons and Octagons available in 11 colours, squares in all 25.

Torridon (C) with a Large Dogtooth border.

Tiles required per square metre

Torridon (A)

150mm octagons ivory = 16
150mm hexagons green = 40
50mm squares ivory = 25
35/35/50/ triangles green = 165
35/35/50/ triangles cognac = 165



Torridon (B)

150mm octagons blue = 16
150mm hexagons white = 40
50mm squares blue = 25
35/35/50/ triangles white = 165
35/35/50/ triangles blue = 165



Torridon (C)

150mm octagons cognac = 16
150mm hexagons red = 40
50mm squares blue = 25
35/35/50/ triangles black = 165
35/35/50/ triangles white = 165



Torridon (D)

150mm octagons white = 16
150mm hexagons black = 40
50mm squares white = 25
35/35/50/ triangles white = 165
35/35/50/ triangles black = 165



Torridon (E)

150mm octagons red = 16
150mm hexagons cognac = 40
50mm squares red = 25
35/35/50/ triangles cognac = 165
35/35/50/ triangles black = 165



Torridon (F)

150mm octagons green = 16
150mm hexagons white = 40
50mm squares green = 25
35/35/50/ triangles white = 165
35/35/50/ triangles green = 165



Torridon (G)

150mm octagons parme = 16
150mm hexagons grey = 40
50mm squares parme = 25
35/35/50/ triangles pearl grey = 165
35/35/50/ triangles grey = 165



Torridon (H)

150mm octagons red = 16
150mm hexagons black = 40
50mm squares white = 25
35/35/50/ triangles white = 165
35/35/50/ triangles black = 165



Fernworthy



The shapes in this design are available in all 25 colours these are just a few of the colour combinations you can choose from.

Tiles required per square metre

Fernworthy (A)

150mm squares red = 25

150x50mm strip cognac = 50

50mm squares black = 25



Fernworthy (B)

150mm squares white = 25

150x50mm strip black = 50

50mm squares white = 25



Fernworthy (C)

150mm squares anthracite = 25

150x50mm strip pale grey = 50

50mm squares grey = 25



Fernworthy (D)

150mm squares old pink = 25

150x50mm strip pearl grey = 50

50mm squares old pink = 25



Rutland



The shapes in this design are available in all 25 colours these are just a few of the colour combinations you can choose from.

Tiles required per square metre

Rutland (A)

100mm squares super white = 50

70mm squares super white = 50

50/50/70 triangles black = 200



Rutland (B)

100mm squares dark blue = 50

70mm squares pale blue = 50

50/50/70 triangles pearl grey = 200



Rutland (C)

100mm squares red = 50

70mm squares brown = 50

50/50/70 triangles cognac = 200



Rutland (D)

100mm squares pistachio = 50

70mm squares pistachio = 50

50/50/70 triangles pale green = 200



Monteith 70



All 25 colours available below are just a few examples of the colour combinations available in Monteith 70*.

* Monteith can also be made up using 50mm squares & 35/35/50 mm Triangles.

Monteith 70 (A) with a Classic border

Tiles required per square metre

Monteith 70 (A)

70mm black square = 95

70mm white square = 58

50/50/70mm black triangle = 98

50/50/70mm white triangle = 98



Monteith 70 (B)

70mm pale green square = 95

70mm white square = 58

50/50/70mm pale green triangle = 98

50/50/70mm white triangle = 98



Monteith 70 (C)

70mm cognac square = 95

70mm white square = 58

50/50/70mm cognac triangle = 98

50/50/70mm white triangle = 98



Monteith 70 (D)

70mm red square = 78

70mm white square = 49

70mm cognac square = 25

50/50/70mm red triangle = 98

50/50/70mm white triangle = 98



Monteith 70 (E)

70mm coffee square = 95

70mm white square = 58

50/50/70mm coffee triangle = 98

50/50/70mm white triangle = 98



Monteith 70 (F)

70mm linen square = 95

70mm white square = 58

50/50/70mm red triangle = 98

50/50/70mm white triangle = 98



Carron



The shapes in this design are available in all 25 colours, below are just a few of the colour combinations you can choose from.

Carron (A) with a Classic Border

Tiles required per square metre

Carron (A)

50mm squares white = 122
50mm squares black = 172
35/35/50mm triangles white = 200
35/35/50mm triangles black = 200



Carron (B)

50mm squares pearl grey = 49
50mm squares dark blue = 147
50mm squares white = 98
35/35/50mm triangles dark blue = 200
35/35/50mm triangles white = 200



Carron (C)

50mm squares cognac = 147
50mm squares red = 147
35/35/50mm triangles red = 200
35/35/50mm triangles cognac = 100
35/35/50mm triangles white = 100



Carron (D)

50mm squares pearl grey = 147
50mm squares dark green = 147
35/35/50mm triangles cognac = 100
35/35/50mm triangles dark green = 200
35/35/50mm triangles pearl grey = 100



Carron (E)

50mm squares cognac = 24
50mm squares red = 170
50mm squares white = 100
35/35/50mm triangles red = 200
35/35/50mm triangles white = 100
35/35/50mm triangles cognac = 100



Carron (F)

50mm squares cognac = 24
50mm squares white = 98
50mm squares coffee = 172
35/35/50mm triangles coffee = 200
35/35/50mm triangles cognac = 100
35/35/50mm triangles white = 100



Carron (G)

50mm squares brown = 147
50mm squares pearl grey = 98
50mm squares dark green = 25
50mm squares white = 24
35/35/50mm triangles cognac = 100
35/35/50mm triangles white = 100
35/35/50mm triangles dark green = 200

Carron (H)

50mm squares anthracite = 25
50mm squares pearl grey = 98
50mm squares pale grey = 147
50mm squares white = 24
35/35/50mm triangles anthracite = 200
35/35/50mm triangles pearl grey = 200



Katrine



Octagons available in 11 colours, squares and triangles in all 25. Here are just a few of the colour combinations you can choose from.



Katrine (A) with a Classic border



Katrine (B) with a Paladin border



Katrine (C) with a Twist border



Katrine (F) with a Large Dog Tooth border

Tiles required per square metre

Katrine (A)

- 100mm octagons white = 66
- 50mm squares black = 72
- 50mm squares white = 13
- 35mm squares black = 72
- 35/35/50mm triangles white = 120
- 35/35/50mm triangles black = 60



Katrine (B)

- 100mm octagons red = 66
- 50mm squares cognac = 72
- 50mm squares red = 13
- 35mm squares cognac = 72
- 35/35/50mm triangles red = 120
- 35/35/50mm triangles cognac = 60



Katrine (C)

- 100mm octagons cognac = 66
- 50mm squares brown = 72
- 50mm squares cognac = 13
- 35mm squares brown = 72
- 35/35/50mm triangles cognac = 120
- 35/35/50mm triangles brown = 60



Katrine (D)

- 100mm octagons green = 66
- 50mm squares pearl grey = 72
- 50mm squares green = 13
- 35mm squares pearl grey = 72
- 35/35/50mm triangles green = 120
- 35/35/50mm triangles pearl grey = 60



Katrine (E)

- 100mm octagons grey = 66
- 50mm squares white = 72
- 50mm squares grey = 13
- 35mm squares white = 72
- 35/35/50mm triangles grey = 120
- 35/35/50mm triangles white = 60



Katrine (F)

- 100mm octagons blue = 66
- 50mm squares pearl grey = 72
- 50mm squares blue = 13
- 35mm squares pearl grey = 72
- 35/35/50mm triangles blue = 120
- 35/35/50mm triangles pearl grey = 60



Lockwood



Tile shapes are available in all 25 colours, so any combination of colours available.

Tiles required per square metre

Lockwood (A)

100mm squares brown = 16
100/100/140mm triangles red = 64
70/70/100mm triangles cognac = 64
50mm squares brown = 128
50mm squares scognac = 16



Lockwood (B)

100mm squares cognac = 16
100/100/140mm triangles cognac = 64
70/70/100mm triangles super white = 64
50mm squares brown = 128
50mm squares super white = 16

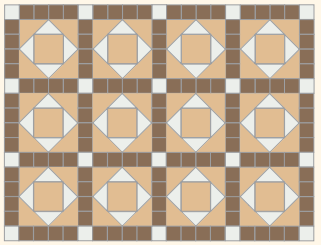

Lockwood (C)

100mm squares white = 16
100/100/140mm triangles white = 64
70/70/100mm triangles black = 64
50mm squares black = 128
50mm squares white = 16



Lockwood (D)

100mm squares dark green = 16
100/100/140mm triangles green = 64
70/70/100mm triangles super white = 64
50mm squares green = 128
50mm squares super white = 16



Grafham



Tile shapes are available in all 25 colours, so any combination of colours available.

Tiles required per square metre

Grafham (A)

70 mm square pistachio = 100
50/50/70mm triangle pale green = 200
50/50/70mm triangle dark green = 200



Grafham (B)

70 mm square super white = 100
50/50/70mm triangle pearl grey = 200
50/50/70mm triangle anthracite = 200



Grafham (C)

70 mm square pale blue = 100
50/50/70mm triangle blue = 200
50/50/70mm triangle dark blue = 200



Grafham (D)

70 mm square pearl grey = 100
50/50/70mm triangle pale grey = 200
50/50/70mm triangle anthracite = 200



Hallington



Octagons available in 11 colours, squares and triangles in all 25. Below are just a few of the colour combinations you can choose from.

ENC 6A

Hallington design, with a classic border, featuring encaustic tiles in pattern and border

Tiles required per square metre

Hallington (A)

100mm octagons cognac =	64
35mm squares cognac =	132
35mm squares red =	84
50mm squares red =	16
50/50/70 triangles white =	68
35/35/50 triangles white =	68



Hallington (B)

100mm octagons white =	64
35mm squares white =	132
35mm squares anthracite =	84
50mm squares white =	16
50/50/70 triangles anthracite =	68
35/35/50 triangles anthracite =	68



Hallington (C)

100mm octagons red =	64
35mm squares red =	132
35mm squares black =	84
50mm squares black =	16
50/50/70 triangles anthracite =	68
35/35/50 triangles pearl grey =	68



Hallington (D)

100mm octagons parme =	64
35mm squares parme =	132
35mm squares pearl grey =	84
50mm squares parme =	16
50/50/70 triangles pearl grey =	68
35/35/50 triangles pearl grey =	68



Hallington (E)

100mm octagons green =	64
35mm squares green =	132
35mm squares white =	84
50mm squares green =	16
50/50/70 triangles white =	68
35/35/50 triangles white =	68



Hallington (F)

100mm octagons super white =	64
35mm squares super white =	132
35mm squares black =	84
50mm squares super white =	16
50/50/70 triangles black =	68
35/35/50 triangles black =	68



Barton 150

Octagons available in 11 colours, squares in all 25. Here are just a few of the colour combinations you can choose from.

Tiles required per square metre

150mm octagon = 44

50mm squares = 44

Super White & Black



Red & Grey



Super White & Blue

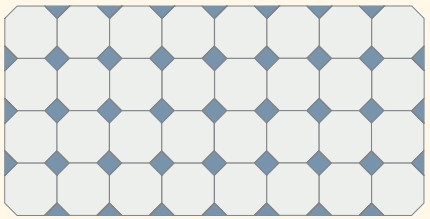

Blue & Super White



Green & Super White



Ivory & Cognac

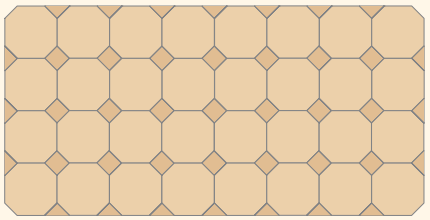

Barton 100

Octagons available in 11 colours, squares in all 25. Here are just a few of the colour combinations you can choose from.

Tiles required per square metre

100mm octagons = 100

35mm squares = 100

Super White & Red

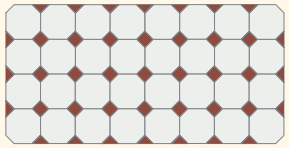

Brown & Cognac



Cognac & Coffee



Grey & Super White



Blue & Pale Blue



Parme & Blue



Ennerdale

Available in all 25 colours, so any combination of colours available below are just a few examples of the colours to choose from.

Ennerdale 150

Tiles required per square metre

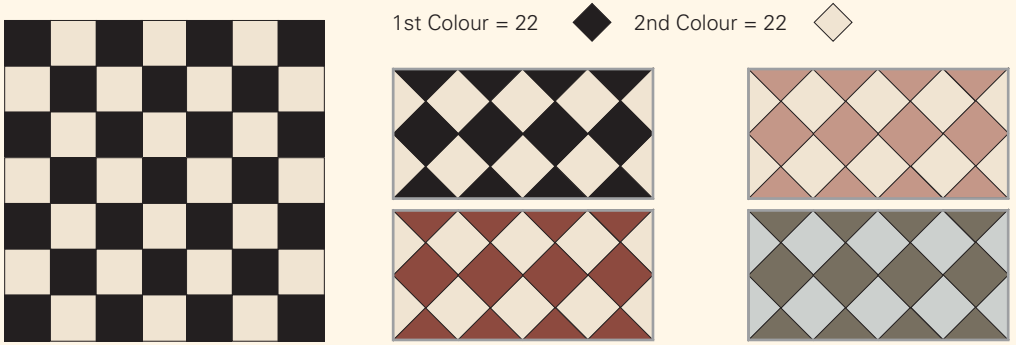

Ennerdale 100

Tiles required per square metre

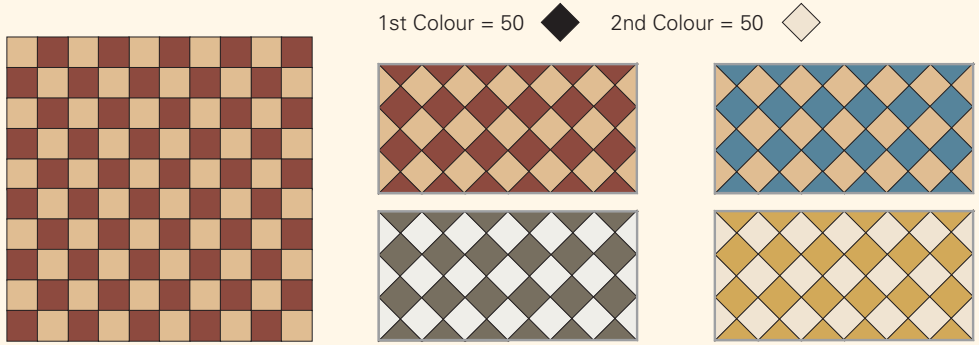

Ennerdale 70

Tiles required per square metre

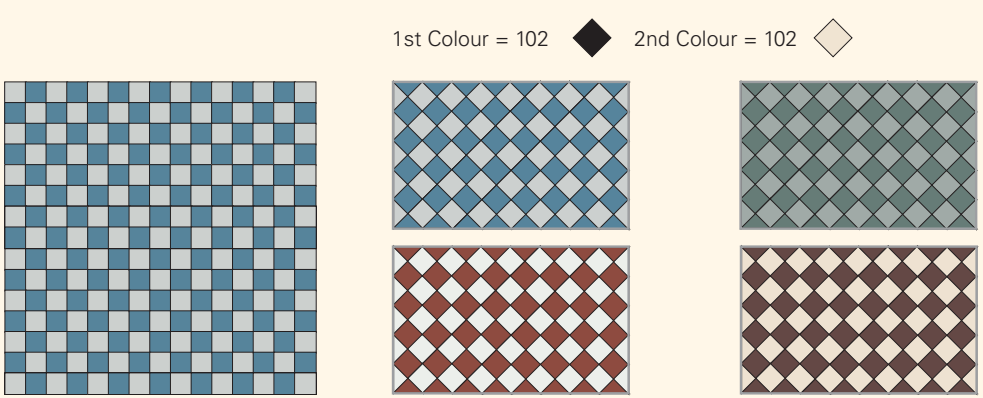

Ennerdale 50

Tiles required per square metre



Melfort



Octagons and hexagons available in 11 colours, squares in all 25. Here are just a few of the colour combinations on offer.

Tiles required per square metre

Melfort (A)

150mm octagons cognac = 20
150mm hexagons red = 40
50mm squares red = 20
50mm squares cognac = 80



Melfort (B)

150mm octagons super white = 20
150mm hexagons grey = 40
50mm squares blue = 20
50mm squares super white = 80



Melfort (C)

150mm octagons red = 20
150mm hexagons black = 40
50mm squares black = 20
50mm squares white = 80



Melfort (D)

150mm octagons white = 20
150mm hexagons black = 40
50mm squares black = 20
50mm squares white = 80



Encaustic Tiles

Encaustic tiles use thin layers of coloured clay to make up the design. All Olde English encaustic tiles are fully vitrified and so are very hard wearing, as well as being frost resistant.

Unlike printed tiles, these have a very long life expectancy - there are some fitted externally at the factory that are still in fine condition and they are over 100 years old.

Encaustic tiles can be incorporated in most of the designs in this brochure, either as part of the pattern repeats or as central features or corners.

50mm squares

ENC 6A

ENC 6B

70mm squares

ENC 15

ENC 14A

100mm squares

ENC 3

ENC 5



ENC 10

ENC 11

Colliford design featuring encaustic tile ENC 6A

The encaustic tile manufacture process uses thin layers of coloured clay and this can result in some shade differences when compared to equivalent colours in the plain tile range

Borders

Available in all 25 colours in most of the shapes*
Below are just a few of the colour combinations we offer.

If a wider border is required to improve field layout, or for cutting in uneven edges, a wider rectangle e.g. 150mm x 50 mm, or a rectangle cut from a 150mm square, should be used to replace the 150mm x 25mm rectangle shown.



Carron design with a paladin border



Katrine design with a classic border

Grasmere design with a Paladin Border



Rutland design with a chain border

Colliford design with a double dogtooth border

Tiles required per linear metre

Large Dogtooth
(width as shown 125mm)

150x25mm strip red = 7
100/100/140 triangles cognac = 8
100/100/140 triangles red = 8
150x25mm strip cognac = 7

150x25mm strip brown = 7
100/100/140 triangles cognac = 8
100/100/140 triangles brown = 8
150x25mm strip rcognac = 7

150x25mm strip black = 7
100/100/140 triangles white = 8
100/100/140 triangles black = 8
150x25mm strip white = 7

Classic
(width as shown 125mm)

150x25mm strip cognac = 14
50mm squares cognac = 15
50/50/70 mm triangles red = 30

150x25mm strip black = 14
50mm squares black = 15
50/50/70 mm triangles white = 30

150x25mm strip brown = 14
50mm squares red = 15
50/50/70 mm triangles white = 30

Paladin
(width as shown 125mm)

150x25mm strip red = 14
100/100/140mm triangles cognac = 7
50mm squares blue = 7
50/50/70mm triangles white = 14

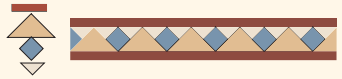

150x25mm strip cognac = 14
100/100/140mm triangles white = 7
50mm squares black = 7
50/50/70mm triangles red = 14

150x25mm strip black = 14
100/100/140mm triangles cognac = 7
50mm squares black = 7
50/50/70mm triangles white = 14

Chain
(width as shown 125mm)

150x25mm strip brown = 14
150mm hexagons cognac = 7
50/50/70mm triangles red = 14

150x25mm strip cognac = 14
150mm hexagons red = 7
50/50/70mm triangles white = 14

150x25mm strip black = 14
150mm hexagons white = 7
50/50/70mm triangles red = 14

Double Dogtooth
(width as shown 155mm)

150x25mm strip brown = 14
70/70/100mm triangles cognac = 20
70/70/100mm triangles red = 20

150x25mm strip cognac = 14
70/70/100mm triangles cognac = 20
70/70/100mm triangles red = 20

150x25mm strip black = 14
70/70/100mm triangles white = 20
70/70/100mm triangles black = 20

Twist
(width as shown 215mm)

150x25mm strip red = 14
150x25mm strip white = 14
50mm squares red = 7
50mm squares white = 7
50/50/70mm triangles red = 30
50/50/70mm triangles white = 30

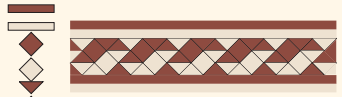

150x25mm strip black = 14
150x25mm strip white = 14
50mm squares black = 7
50mm squares white = 7
50/50/70mm triangles black = 30
50/50/70mm triangles white = 30

150x25mm strip brown = 14
150x25mm strip cognac = 14
50mm squares brown = 7
50mm squares cognac = 7
50/50/70mm triangles brown = 30
50/50/70mm triangles cognac = 30

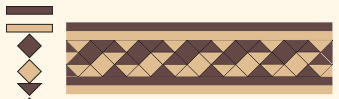

*hexagons only available in 11 colours, see guide

Shapes & Sizes

Plain Squares, Rectangles & Triangles

All sizes of plain squares, triangles and rectangles available in 25 colours.

150mm squares

100mm squares

70mm squares

50mm squares

35mm squares

150x50mm strip

150x25mm strip

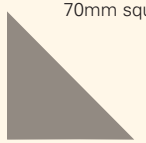
100x100x140mm triangle

70x70x100mm triangle

50x50x70mm triangle

35x35x50mm triangle

Colour Chart

Octagons & Hexagons

Octagons and Hexagons available in 11 colours
(see colour chart)

Step Treads, RE & REX

Step treads, RE *& REX** available in six colours
(See Colour Chart)
*RE has one rounded edge **REX has two rounded edges

OLDE ENGLISH
GEOMETRIC FLOOR TILES

© olde english tiles 2007

Colours shown are as accurate as the printing process allows, tile samples should be viewed at your local Olde English dealer